

# EVAAS for Michigan



What is EVAAS and how can it assist educators in Michigan?

## Education Visualization and Analytics Solutions (EVAAS):

EVAAS is a web-based reporting system available to all districts and schools in Michigan. Designed to support educators and administrators as they reflect on past practices and plan for students' future needs and goals, EVAAS provides a series of interactive reports to assess student growth, inform instructional decisions, and use resources more strategically.

### EVAAS helps Educators:

- **Make decisions** about curriculum, student support, and instructional strategies to address the needs of all students.
- **Examine academic growth** patterns to consider what is working well and what might need to be adjusted.
- **Monitor student progress** and differentiate instruction for all students.

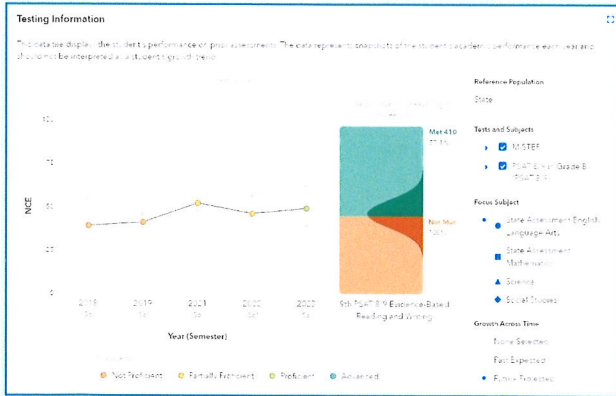
### EVAAS helps Education Leaders:

- **Advocate for resources** based on gaps in opportunities, outcomes and students' needs.
- **Support professional development** planning based on teachers' needs.
- **Identify trends** across different student groups to inform school improvement plans and strategies.



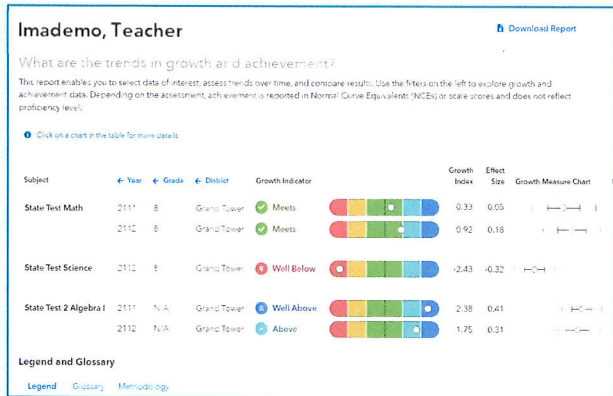
### Diagnostic Report

*helps educators identify patterns or trends of progress among groups of students*



### Student Report

*provides a record of past student performance and projections to the future*



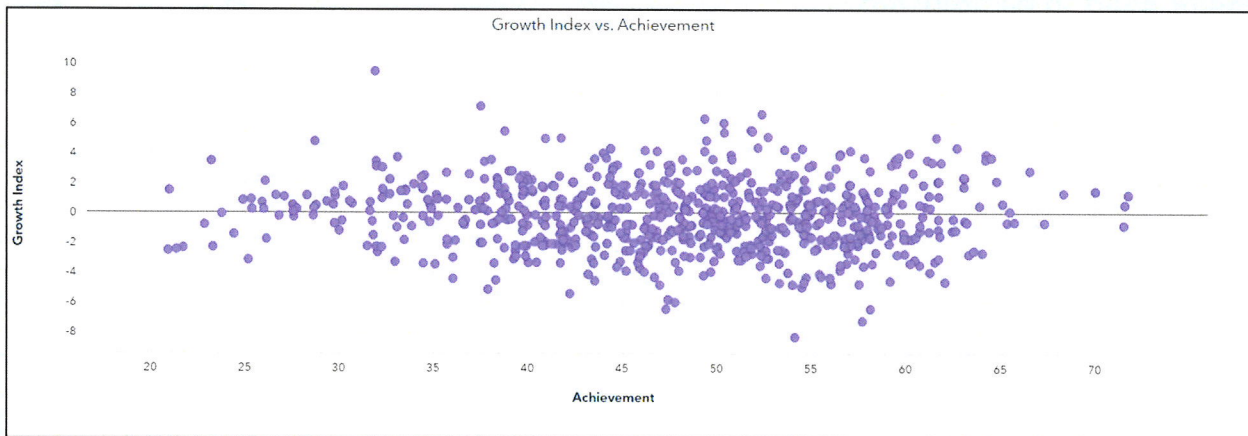
### Teacher Value-Added Report

*shows the academic progress of students in a specific classroom (for districts that opt in)*

## EVAAS Value

- Over **30 years of experience** delivering educational analyses to states and districts
- **Available to all** districts, public schools, and charter schools in Michigan through a secure web application
- Includes **public reporting** of growth metrics for schools and districts

- Based on **expert research** and **statistically robust** modeling approaches
- Incorporates **multiple sources** of student data into a single reporting platform
- Provides dozens of **interactive reports** and visualizations in a user-friendly format



### Comparison Report

*allows for comparison of schools and districts across the state*