



County Road Association
OF MICHIGAN

County roads – Lifelines for MI transportation.

*House Transportation
Committee*

Denise Donohue, CEO

Ed Noyola, Chief Deputy &
Legislative Director


March 4, 2025





**County road
agencies' role in
MI transportation
infrastructure.**

Mi roads by the #s ...



Counties = 90,000 mi. **(75%)**

Municipal = 22,000 mi. (17%)

MDOT = 10,000 mi. (8%)

Mi bridges by the #s ...

NEW! Counties = **5,868** (52%)

MDOT = 4,700 (42%)

Municipal = 700 (6%)

+ Quick fact: Michigan has the 4th-largest system of local roads in the US.

Quick fact: Counties contractually maintain MDOT highways in 63 counties!

Michigan Transportation Fund (MTF) Act

\$4.1 B

\$1.25 B for counties ('24)



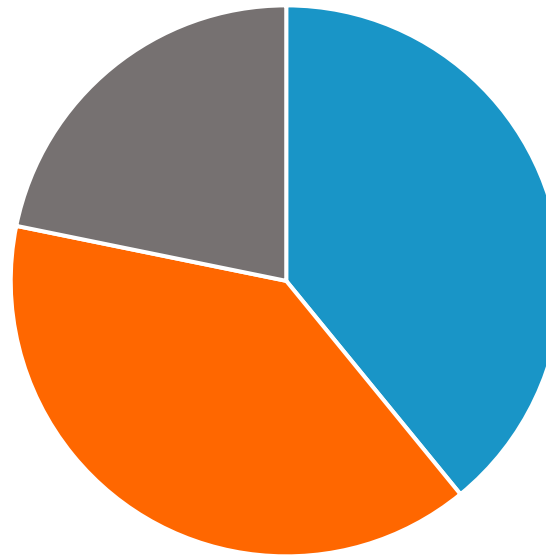
MTF Act is up-to-date

86 sections

306 amendments in
77 sections.

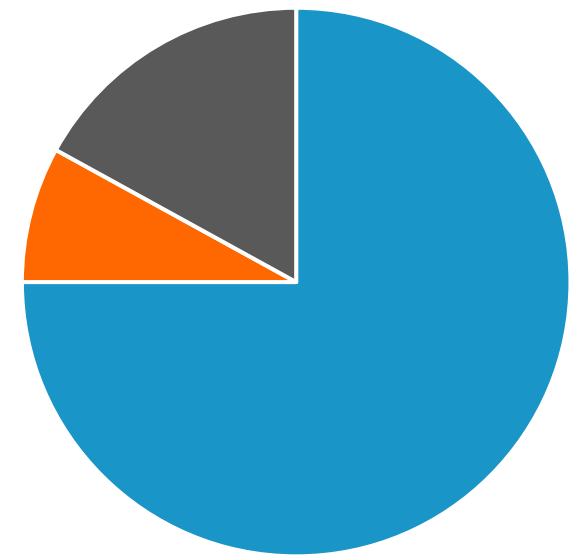
5 changes in
distribution formula.

MTF DISTRIBUTION



■ Counties (39.1%) ■ MDOT (39.1%) ■ Cities/villages (21.8%)

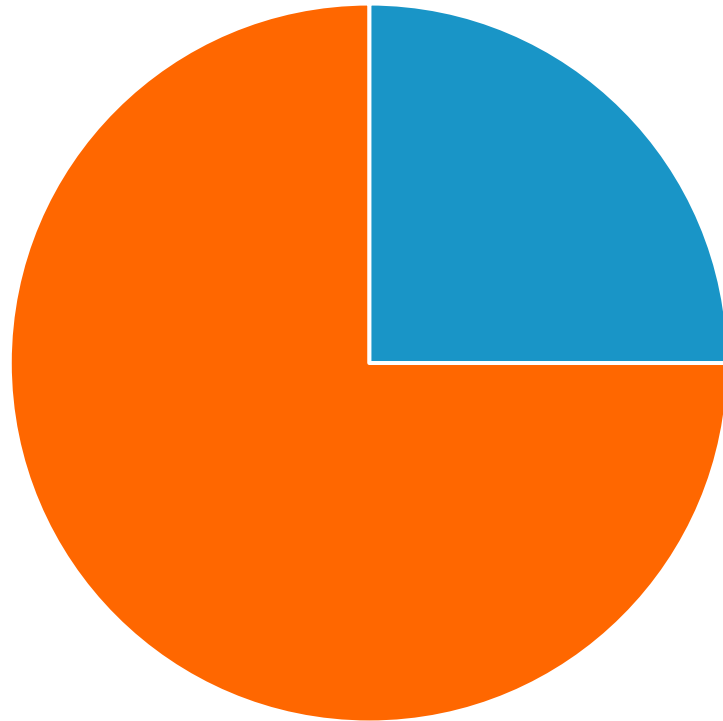
PERCENT OF SYSTEM



■ Counties (75%) ■ MDOT (8%) ■ Cities/villages (17%)

Federal Road Funds

PERCENTAGE OF FEDERAL FUNDS



■ Counties, muni's ■ MDOT

\$2 B

APPROPRIATED 2023
\$1.5 B goes to MDOT



New IIJA Bill

\$2 B/yr

75% MDOT

25%
(\$500 M to 614
road agencies)



**Local road
system-wide
permitting.**

**Better business –
that leads the US.**

Oxcart permit “cloud”



Eases transp. permitting, enforcement,
ROW (high-speed fiber) permitting.

- Used by 78 counties, 3 municipalities

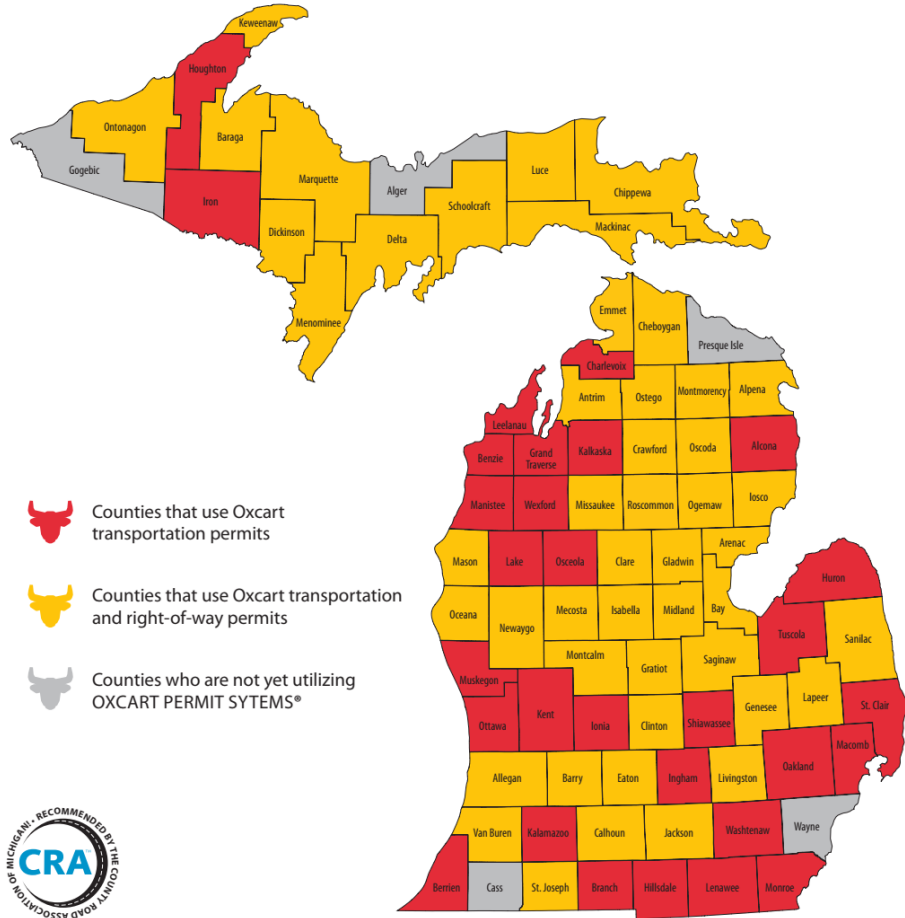
NEW! GIS-enabled features

- Real-time route planning/road restrictions
- Integration of seasonal weight restrictions.

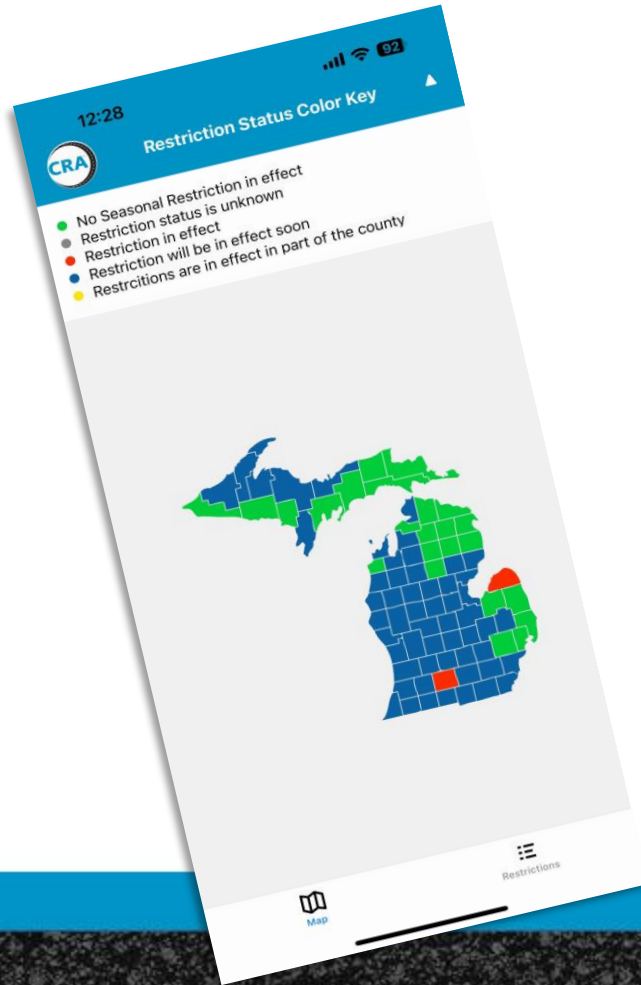
2027! Built-in fed'l. bridge safety compliance.

Better for commerce: 24-hour issuance. E-pay, e-permit.

Private sector developed, supported!



NEW! Seasonal weight restrictions mobile app



Communicates to-the-moment county-by-county road restrictions to heavy haulers.

- **NEW!** Updated **color-coded map**.
- Lists **all-season roads**, not just restricted.
- Jump directly to **pull permit, e-pay** if Oxcart.
- **Over 11 K subscribers alerted** when counties change seasonal road status.
- 50 K e-mail notifications.
- 250,000 website views.



**Mitigating
wetland impacts
on county road,
bridge projects.**



Innovation in wetland mitigation

Michigan Wetland Board (MiWB) is time, **\$ efficient** for road agencies.

- State funded @ \$2 M/yr. ➔ \$8 M cap (2016)
- 100 road, bridge projects mitigated in minutes.
- MiWB credits exchanged w/MMWA, MDOT.
- Local conservancy partners endowed for future wetland maintenance.
- Lower cost to road agency:
 - Private industry = **\$100,000+/acre.**
 - MiWB = **\$0.**



Oakwood site, Oakland County

Dedicated in October 2023.

- 14.5 acres in Oakland County.
- Includes forested wetlands.
- <1 year from funding to finish!
- Watershed covers 13 counties!



*Todd Losee, Niswander Environmental
Gary Piotrowicz, PE, Road Comm. for Oakland County
Holly Vickers, MiWB
Rep. MacDonell, VC House Transportation Committee
Ed Noyola, CRA*

A photograph of a paved road curving through a dense forest. Sunlight rays are visible filtering through the green foliage, creating a dramatic effect. The road has a white shoulder line and yellow lane markings. A blue rectangular box is overlaid on the left side of the image, containing white text.

**Innovating,
partnering for
next-gen
road solutions.**



LRRP – Local research



Counties embrace academic approach to innovation to resolve local road issues.

(IA, IN, MN, OH)

NEW!

- 2021 4-state Local Road Research Program (LRRP) Peer Exchange.
- Bay CRC + CRA → \$120 K fed'l. STIC (innovation) grant
→ \$50 K EGLE Scrap Tire Project

Dr. Yu, MTU – Create local road spec's for engineered crumb rubber.

NEW!

- \$1M state approp for MI LRRP in FY 2025.

COMING!

- Currently seating work group; MTU, MDOT have roles.
- 1st-ever statewide innovation goals for local roads/bridges.

RFPs out to MI Universities by Fall 2025.

Road ConductorSM next-gen road project management platform



All state DOTs → AASHTOWare
County/local projects → ?

CRA work group + MI Tech's CTT/LTAP.

- Created Road ConductorSM.
- CRA licenses by Summer 2025. Subscriptions, ongoing funding.

Thanks to ...

- \$1M state GF appropriation.
- \$399,000 MTF distribution (CRA, MML, MDOT).



ROAD CONDUCTORSM

Solves big problem, driven by MI local road engineers.

In Trials! Next-gen CRC business management platform.

A photograph of a concrete bridge spanning a river. The bridge has a metal guardrail. The riverbank on the right is reinforced with a concrete wall and a pile of rocks. Bare trees are visible in the background and foreground. A solid blue rectangle is overlaid on the left side of the image, containing the text 'Future needs.' in white.

**Future
needs.**



Local Disaster Relief Program

Tools to help counties address natural disaster recovery on roads.

- Policy to establish statewide board to oversee financial assistance to local road agencies.
- \$5 M "seed money" rec'd. (FY 2024)
- Bipartisan policy bill pending introduction.

CRA Legislative Priority.



Houghton County Road Commission

Local-to-local federal aid exchange



Modeled on Kansas

Michigan pilot began Nov. 2016

- | | |
|----------------------|-----------|
| • 2016 = 1 exchange* | \$600,000 |
| • 2017 = 5* | \$3.3 M |
| • 2018 = 13* | \$6.5 M |
| • 2019 = 18 (30) | \$9.2 M |
| • 2020 = 17 | \$9.4 M |
| • 2021 = 6 | \$4.1 M |
| • 2022 = 10 | \$9.1 M |
| • 2023 = 11 | \$7.7 M |

Average 80¢:\$1

* = pilot



Return of MDOT Local Federal Aid Buyout Project



2023 – Year #1

- \$18.5M claimed of **\$25 M** avail.
- 44 projects from 25 counties, 8 municipalities.
- 25 counties → 34 projects.
- 8 municipalities → 10 projects.
- Average project = \$412,800.

- 25% multiplier = **\$2.6 M more work done.**
in counties vs. using federal aid.

Plus, FY 2023 = \$7.7 M L2L fed'l. aid exchange.



Return of MDOT Local Federal Aid Buyout Project



2024 – Year #2

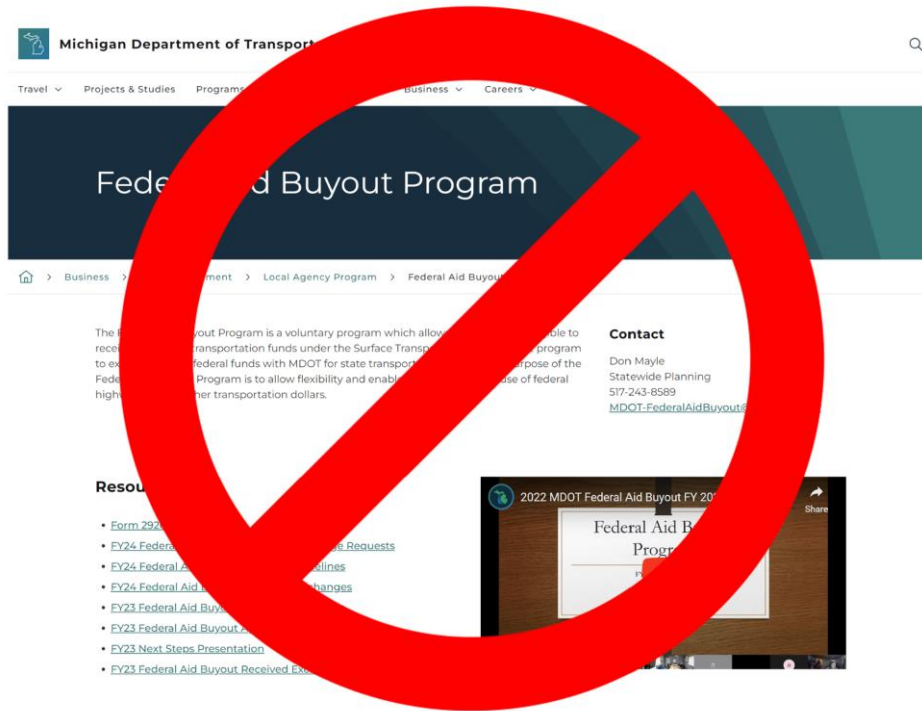
- \$31.2 M claimed of **\$35 M avail.**
- 54 projects fr. 27 counties, 8 municipalities.
- 30 counties → 46 projects.
- 8 municipalities → 8 projects.
- Average project = \$647,643.
- 25% multiplier = **\$3.2 M more work done.**
in counties vs. using fed'l. aid.



First 2 yrs = \$5.8 M more roadwork to be done, more quickly and less hassle.

Collapsed Davis-Bacon tracker – TrackCTC™ which ensured wage payments.

FY 2025 MDOT Federal Aid Buyout Project



“On pause” eff. 12/11/2023.

- Due to increased federal aid, bonding program, accelerated trunkline work in SE MI.
- MDOT must match its 75% share of federal aid.
- Huge disappointment to locals.

A photograph of a severely damaged asphalt road. The road surface is cracked and crumbling, with several large potholes. A large, shallow puddle of water is in the foreground, reflecting the sky. The road curves to the right in the distance. In the background, there are green grassy areas, trees, and some buildings. A blue rectangular box is overlaid on the left side of the image, containing the text "Areas of need." in white.

**Areas of
need.**

2023 County Road Investment Plan



	Good/Fair	Poor
State trunklines	77%	23%
County fed'l. aid roads	65%	35%
Local nonfed'l. aid	44%	56%

CRA has *twin objectives* for the county system

- *Local federal aid (primary roads):* 90% Good/Fair (vs. 65%)
- *Local nonfederal aid roads:* 60% Good/Fair (vs. 44%) ↓

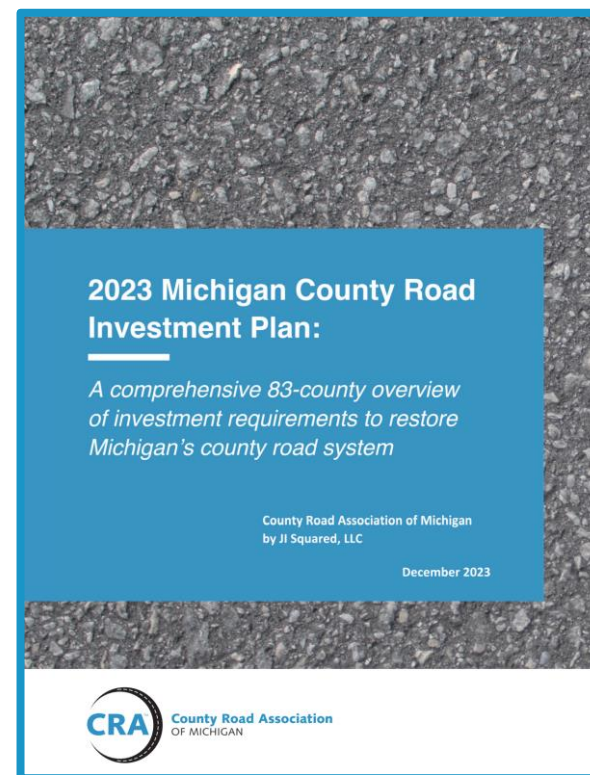


2023 County Road Investment Plan



Looks at monetized needs on county road system in 6 areas:

- 1) County Bridges
- 2) Buildings, Maintenance Facilities
- 3) Road Maintenance
- 4) Equipment
- 5) Federal Aid-Eligible Roads
- 6) Nonfederal Aid-Eligible Roads



1 Bridges

+ \$43,003,000



- 50-yr. lifespan assumed (*Uniform Accounting Practices Handbook*).
- Replacement costs fr. *MDOT Local Agency Programs Bridge Scoping Cost Estimate Worksheet*.
- Replacement bridge => +20% deck area.
- \$1 B of closed, critical, serious, wt-restricted.



5,868 county bridges (>20' length)

2027 call for funding: 401 app's = \$515 M
available = \$80 M



2


Buildings, Maintenance Facilities

+ \$5,407,000 ↑



- All buildings statewide: Offices, garages, salt storage, unheated storage.
- 40-yr. lifespan.
(admin., garage, heated/unheated storage, salt shed)
- 20-yr. lifespan.
(fuel, brine storage)

\$\$ Values from MI County Road Commission Self-Insurance Pool (MCRCSIP).



3 Total Maintenance

- \$94,042,000



- 20% investment assumed - same projection as the last 40 yrs.
- Covers winter maintenance, potholes, guardrail, tree/brush, culverts, road grading, drainage, signs, etc.
- Insufficient for culverts, tree removal.



Does not include the \$ for 63 counties doing MDOT trunkline maintenance work under contract.

Separate budget, separate revenue.



4 Equipment

+\$10,348,000



Must have to service the roads!

- "Flexible" plow truck fleet + blades + salt boxes
- Road graders
- Dump trucks
- Bulldozers
- Steamrollers
- Mowers
- More

Fleet life spans 8-15 yrs.

\$\$ Values from MI County Road Commission Self-Insurance Pool and *2021 Investment Plan.*



5

County Federal Aid-Eligible Roads



+ \$27,998,000



Federal aid-eligible roads ("primary" or "all season" roads).

22,744 centerline miles paved.

- Objective = 90% Good/Fair PASER.
- Current status = 65% G/F All are rated.

2,435 miles unpaved.

CRA Objective: "Improve" 15% miles annually

- PASER Ratings role.
- Unpaved – Add 1,000 cu.ft./mi. aggregate/7 yrs.
- Reconstruct a few roads; mostly chip seal, resurface, preventive maintenance.

Right fix at the right time = asset management.



6

County Nonfederal Aid-Eligible Roads

Nonfederal aid-eligible roads ("local" roads).
Supported by MTF, county/twsp. millages.

- 30,716 centerline miles paved.
Objective = 60% Good/Fair PASER.
Current status = 44% G/F **55% are unrated.**
- 37,024 centerline miles unpaved.

CRA Objective: "Improve" 15% miles annually.

- Unpaved – Add 1,000 cu. ft. aggregate/7 yrs.
- Reconstruct a few roads; mostly chip seal, resurface, preventive maintenance.

Right fix at the right time. **Asset management.**

Serious need for more ratings for these roads.



+\$486,634,000



2023 Annual financial need on MI county roads and bridges



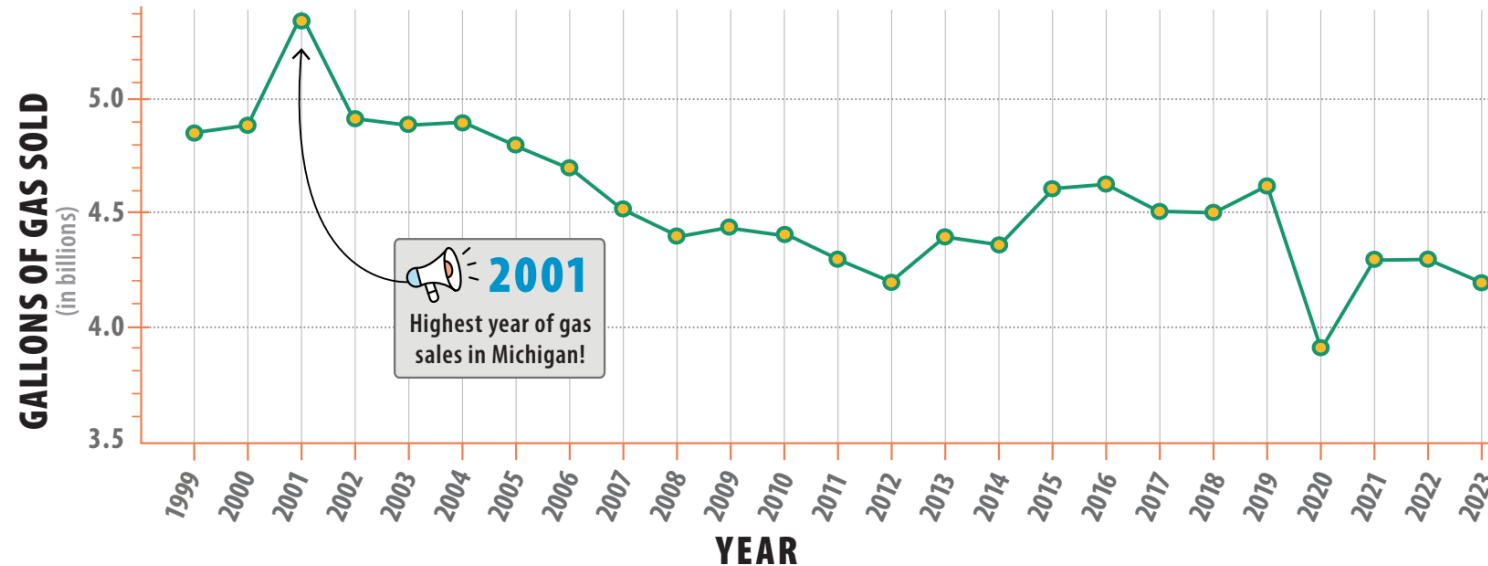
Bridges	\$265,180,000 ↑
Buildings, Maintenance Facilities	\$50,032,000 ↑
Maintenance	\$818,861,000 ↓
Equipment	\$174,963,000 ↑
Federal Aid-Eligible Roads	\$792,612,000 ↑
Nonfederal Aid-Eligible Roads	\$2,003,040,000 ↑
Annual County Road Investment Needs	\$4,104,689,000 ↑
Less county road revenue documented in 2021 PA 51 Report *Total revenue is Line 97 minus Lines 77 & 78 from PA 51 Reports of 2021.	- \$1,751,115,000* ↑
Total Statewide County Road Agency Additional Needs	\$2,353,574,000 ↑

Source: 2023 County Road Investment Plan

Why can't we get ahead?



Road revenues are being lost to fuel efficiency.



YEAR	GALLONS OF GAS SOLD IN MICHIGAN
1999	4,860,978,763
2000	4,886,508,503
2001	5,351,903,306
2002	4,927,056,727
2003	4,897,595,540

YEAR	GALLONS OF GAS SOLD IN MICHIGAN
2004	4,903,581,169
2005	4,842,537,642
2006	4,724,065,649
2007	4,597,978,947
2008	4,401,252,631

YEAR	GALLONS OF GAS SOLD IN MICHIGAN
2009	4,458,910,068
2010	4,422,712,705
2011	4,382,578,247
2012	4,278,407,273
2013	4,413,552,215

YEAR	GALLONS OF GAS SOLD IN MICHIGAN
2014	4,398,356,705
2015	4,659,607,573
2016	4,685,254,057
2017	4,557,143,250
2018	4,507,159,592

YEAR	GALLONS OF GAS SOLD IN MICHIGAN
2019	4,662,420,944
2020	3,974,665,173
2021	4,327,947,124
2022	4,336,287,647
2023	4,245,994,725

Source: Michigan Senate Fiscal Agency



**County Road Association
OF MICHIGAN**

Thank you!

*"Every trip begins and
ends in someone's driveway."*

Denise Donohue, CEO
ddonohue@micountyroads.org

**Ed Noyola, Chief Deputy,
Legislative Director**
enoyola@micountyroads.org

County Road Association of Michigan
101 S. Washington Sq., Ste. 200
517.482.1189
micountyroads.org

