



UNIVERSITY OF  
MICHIGAN

UNIVERSITY SNAPSHOT: 2017-18

583,000+

LIVING ALUMNI WORLDWIDE

#3

BEST COLLEGES  
FOR YOUR  
MONEY

MONEY.COM (2017)

ONE OF THE STATE'S

TOP  
5

EMPLOYERS

CRAIN'S DETROIT  
BUSINESS (2017)





**OUR MISSION:** To serve the people of Michigan and the world through preeminence in creating, communicating, preserving, and applying knowledge, art, and academic values, and in developing leaders and citizens who will challenge the present and enrich the future.

## ANN ARBOR CAMPUS

UNDERGRADUATE ENROLLMENT  
FALL 2017



**12%**  
1ST GEN  
ARE FIRST  
GENERATION  
COLLEGE STUDENTS


NEW STUDENTS ENROLLED  
FALL 2017



MICHIGAN STUDENTS COME FROM



TOTAL STUDENT ENROLLMENT (UNDERGRAD & GRAD):  
**46,002**



DEGREES GRANTED  
2017-18

7,059 UNDERGRADUATE	5,957 GRADUATE
<b>13,016</b>	
IN TOTAL	

**27,400**  
U-M EMPLOYEES  
ANN ARBOR CAMPUS



**26,000**  
MICHIGAN MEDICINE  
EMPLOYEES

NATIONAL CENTER FOR EDUCATION STATISTICS  
USING INTEGRATED POSTSECONDARY EDUCATION  
DATA SYSTEM (IPEDS) DATA - DECEMBER 2017

## MICHIGAN RESEARCH

TECH TRANSFER  
IN 2017

**1**

NEW STARTUP, BASED  
ON UM RESEARCH,  
LAUNCHED EVERY  
FOUR WEEKS

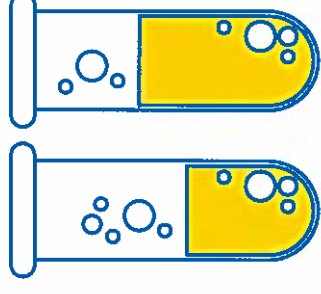
**4444**

NEW INVENTION  
REPORTS

SINCE 2010

**#1**

U.S. PUBLIC  
RESEARCH  
UNIVERSITY  
NATIONAL SCIENCE  
FOUNDATION (2016)



**2,049** RESEARCH AWARDS



RELATIONSHIPS WITH  
**1,200+**  
COMPANIES

**\$106M**

IN ANNUAL INDUSTRY-  
SPONSORED RESEARCH (2017)

**\$1.48B**

RESEARCH  
EXPENDITURES



**M** | MICHIGAN MEDICINE

**#1**

BEST HEALTH  
SYSTEM IN  
MICHIGAN

**#6**

BEST HEALTH  
SYSTEM IN  
THE U.S.

**9**

SPECIALTY  
AREAS IN THE  
**TOP 10**  
IN THE U.S.

**NATIONALLY RANKED CHILDREN'S HOSPITAL**  
IN 10 CHILDREN'S SPECIALTIES

U.S. NEWS & WORLD REPORT (2017)



**GO BLUE GUARANTEE**  
FOUR YEARS OF  
**FREE U-M TUITION**

\$65,000 & UNDER FAMILY INCOME | ASSETS BELOW \$50,000  
IN-STATE STUDENTS | ANN ARBOR CAMPUS



**70%**

OF IN-STATE UNDERGRADS RECEIVE  
SOME FORM OF FINANCIAL AID



**IT COSTS LESS TO ATTEND U-M THAN IT DID FIVE YEARS AGO**  
FOR MANY IN-STATE STUDENTS WHO RECEIVE NEED-BASED AID

ON AVERAGE, STUDENTS  
FROM A FAMILY WITH A  
HOUSEHOLD INCOME BETWEEN  
**\$65,000-\$95,000**



RECEIVE  
U-M GRANTS  
THAT COVERS



**91%**

OF THEIR  
TUITION

**\$190.5M**  
IN FINANCIAL AID AWARDED  
TO STUDENTS IN 2015-16



U-M  
COVERS **100%**  
OF DEMONSTRATED NEED OF  
STUDENTS FROM MICHIGAN

ACADEMIC EXCELLENCE

**97**

GRAD PROGRAMS  
IN THE TOP 10  
U.S. NEWS & WORLD  
REPORT (2017)

**#4**

TOP PUBLIC  
SCHOOLS IN U.S.  
U.S. NEWS & WORLD  
REPORT (2018)



**#4**

TOP SCHOOLS  
FOR UNDERGRAD  
ENTREPRENEURSHIP  
STUDIES  
PRINCETON REVIEW (2018)

**#21**

UNIVERSITY  
WORLDWIDE  
TIMES HIGHER  
EDUCATION (2018)

**19** SCHOOLS &  
COLLEGES



**275+** DEGREE  
PROGRAMS



**15:1** STUDENT TO  
FACULTY RATIO

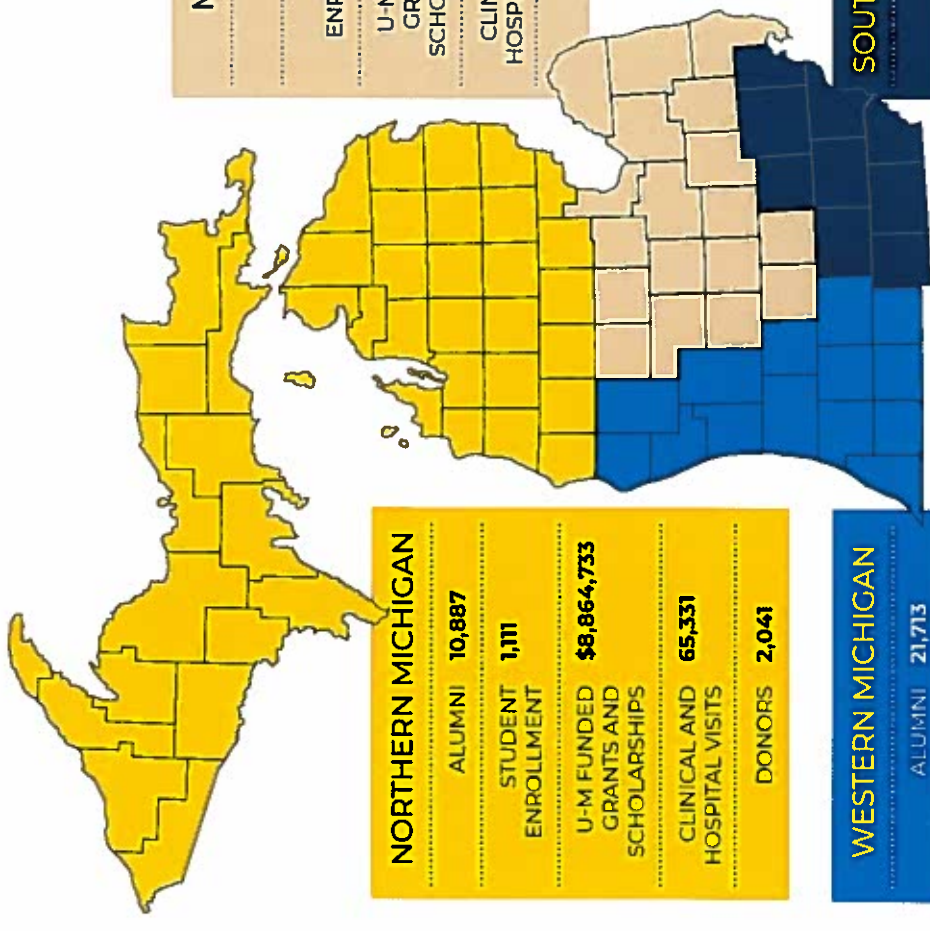
**200+**

STUDY ABROAD PROGRAMS ON **6** CONTINENTS



**#6**

IN NATION FOR  
STUDENTS STUDYING  
ABROAD  
INSTITUTE FOR  
INTERNATIONAL EDUCATION  
(2017)



**NORTHERN MICHIGAN**  
ALUMNI 10,887  
STUDENT ENROLLMENT 1,111  
U-M FUNDED GRANTS AND SCHOLARSHIPS \$8,864,733  
CLINICAL AND HOSPITAL VISITS 65,331  
DONORS 2,041

**WESTERN MICHIGAN**  
ALUMNI 21,713  
STUDENT ENROLLMENT 2,974  
U-M FUNDED GRANTS AND SCHOLARSHIPS \$22,842,671  
CLINICAL AND HOSPITAL VISITS 116,760  
DONORS 14,054



**SOUTHEAST MICHIGAN**  
ALUMNI 164,937  
STUDENT ENROLLMENT 25,794  
U-M FUNDED GRANTS AND SCHOLARSHIPS \$101,495,769  
CLINICAL AND HOSPITAL VISITS 2,107,626  
DONORS 57,829

**MID-MICHIGAN**  
ALUMNI 39,059  
STUDENT ENROLLMENT 7,969  
U-M FUNDED GRANTS AND SCHOLARSHIPS \$22,510,873  
CLINICAL AND HOSPITAL VISITS 291,621  
DONORS 9,650

ECONOMIC IMPACT\*  
**\$8,915,862,898**

EMPLOYMENT IMPACT\*  
**51,068**  
JOBS

STATE REVENUE+  
**\$278,700,000**

STUDENT SPENDING\*  
**\$1,396,386,873**



\*DERIVED FROM UNIVERSITY RESEARCH CORRIDOR (URC) ECONOMIC IMPACT REPORT—2017  
+ANDERSON ECONOMIC GROUP—2018