



MICHIGAN DEPARTMENT OF
**LABOR & ECONOMIC
OPPORTUNITY**

\$30.9 billion > **\$58.7 billion**

Payments to date
(\$5.3 billion in state UI)

Impact on statewide economy
(with a 1.9 economic multiplier)



Work share

\$514 million paid to nearly 97,000 workers and 2,700 Michigan employers since 3/15/20¹

Drawing on this federal program saved the Trust Fund \$82 million



Contact Center and CRT

CRT resolved 150K cases since 3/15/20

Contact center handling over 23,000 calls, chats, and appointments daily, up from 3,000



Fraud detection

Data cross-match with other state agencies instituted

New claims are run through national Integrity Data Hub to validate identities

One year into the pandemic

This report does not constitute audit, accounting, compliance, legal or other professional or regulated advice. This output is preliminary and based on a limited number of analytic tests – a full case review is required before determining any individual payment. It is provided for consideration and further analysis and assurance by LEO, UIA, and the State of Michigan

1. Combined work share and federal PUC
Source: MiDAS, UIA; All numbers and analysis are based on UIA team analysis and assumptions

The past week at UIA

\$526 million

Paid to claimants

103,840

Calls handled

10,593

Initial claims filed

12,200

Chats handled

126,000

Cases processed by
adjudication team

3,867

Phone appointments
handled

This report does not constitute audit, accounting, compliance, legal or other professional or regulated advice. This output is preliminary and based on a limited number of analytic tests – a full case review is required before determining any individual payment. It is provided for consideration and further analysis and assurance by LEO, UIA, and the State of Michigan

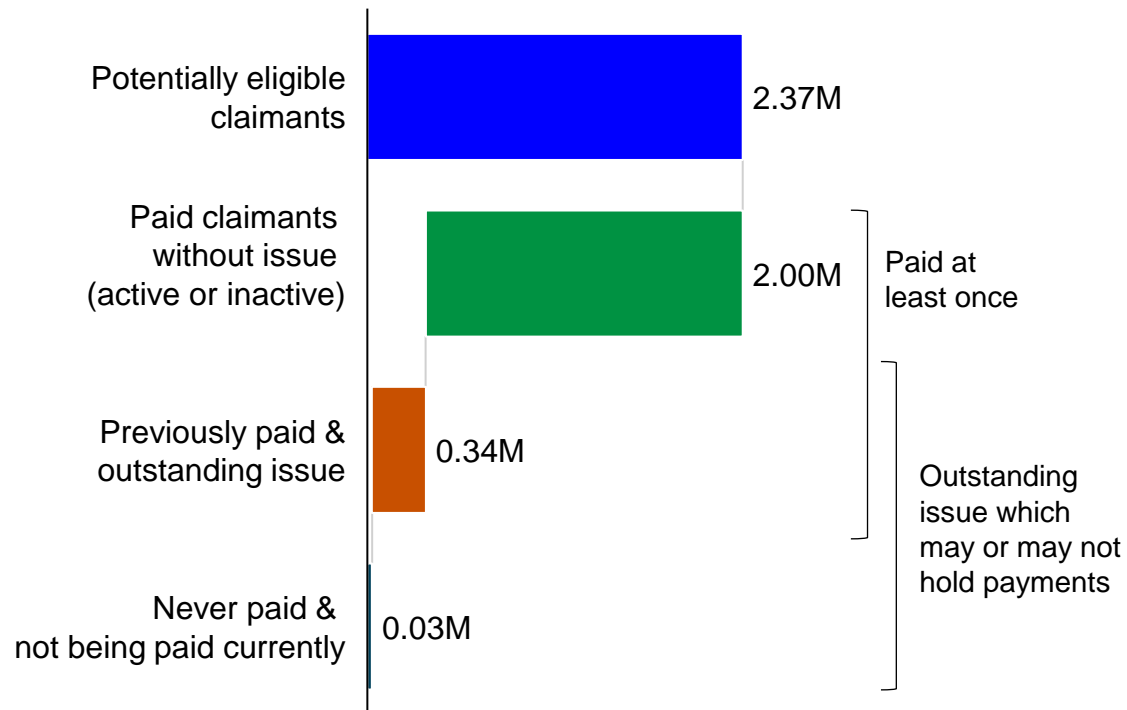
Source: MiDAS

Week of 3/1/2021 to 3/8/2021

Unemployment claimants

DATA AS OF 3/9/21

99% of eligible claimants have been paid at least once
 Claimants, millions



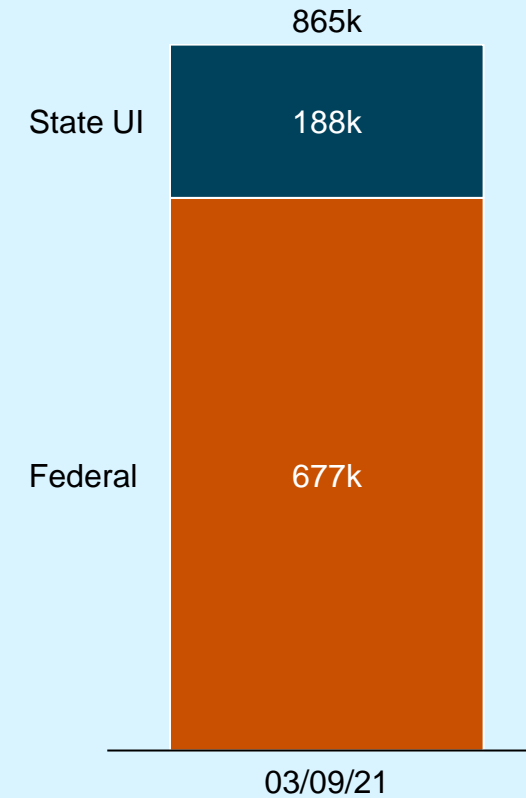
Source: UIA shared numbers and analysis; All numbers and analysis are based on UIA team analysis and assumptions

1 Most previously paid claimants are still being paid but have a non-monetary issue to resolve that may stop payment; others have payments paused during review

This report does not constitute audit, accounting, compliance, legal or other professional or regulated advice. This output is preliminary and based on a limited number of analytic tests – a full case review is required before determining any individual payment. It is provided for consideration and further analysis and assurance by LEO, UIA, and the State of Michigan



78% of currently active claimants are on federal claims¹
 Active claimants, thousands



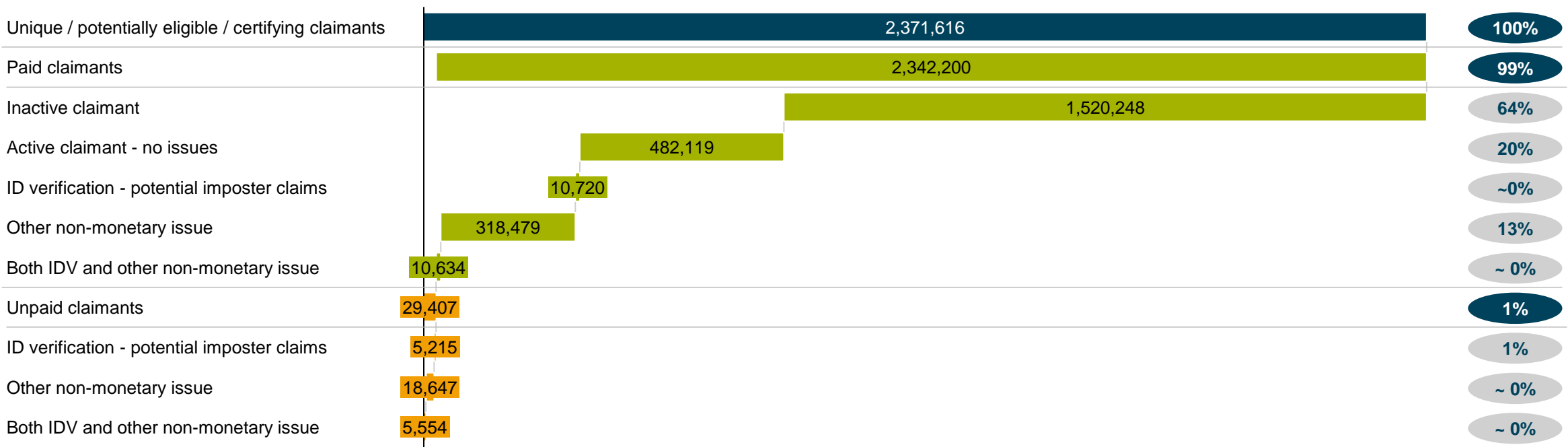
1. Federal claimants includes those on PUA, PEUC, EB, Work Share, and other programs

2.4 million claimants have been paid since 3/15



DATA AS OF 3/9/21


Claims waterfall, claimants



This report does not constitute audit, accounting, compliance, legal or other professional or regulated advice. This output is preliminary and based on a limited number of analytic tests – a full case review is required before determining any individual payment. It is provided for consideration and further analysis and assurance by LEO, UIA, and the State of Michigan

Falsified Documents


“Husayn” & “Arnita”



Case study: "Chrystal"



CHRYSTAL'S "Spiral"



Potential fraud cluster on Mailing Address:
XXX EXAMPLE AVENUE

The address she used is a hotel.

Of the associated accounts:

- 4 victims live in CA
- 2 victims live in IN
- 1 victim lives in FL
- 1 victim lives in AL
- 1 victim lives in GA
- 1 victim lives in OH
- 1 victim lives in TX
- 1 victim lives in UT
- 1 SSN unable to verify employment status is US

There are real victims and real claimants tied up in this. We have to investigate all of these addresses and claim spiral to figure out who should have a claim and be paid and who is an imposter.



MICHIGAN DEPARTMENT OF
**LABOR & ECONOMIC
OPPORTUNITY**