

MAPS Updates

March 21, 2019

Presented by:

Kim Gaedeke, Chief Deputy Director
Department of Licensing & Regulatory Affairs

Bureau of Professional Licensing

- Established in July 2015
- 10 Occupational Licensing/Regulation Boards
- 27 Health Professional Licensing/Regulation Boards
- Boards are advisory and determine sanctions
- License and regulate over 758,000 individuals
- 3 Divisions: Licensing, Investigations & Inspections, Enforcement
- Enforcement Division: Administers Pharmacy and Drug Monitoring Section and Michigan Automated Prescription System (MAPS) Section; investigates overprescribing, over dispensing, and drug diversion



CUSTOMER DRIVEN. BUSINESS MINDED.

MAPS Background

- Contains over 120 million records
- Data maintained for 5 years
- Required reporting of CS Schedule 2-5 from:
 - Prescribers who dispense CS Schedule 2-5
 - Pharmacists (dispensers)
 - Veterinarians



CUSTOMER DRIVEN. BUSINESS MINDED.

MAPS Reporting Requirements

- Board of Pharmacy Rule 338.3162b outlines prescription information that must be reported to MAPS. Information includes:
 - Patient identification number
 - If under age 16, all zeroes shall be submitted
 - If patient is an animal, positive identification of the animal's owner
 - Quantity
 - National Drug Code (NDC)
 - Prescription issue date
 - Prescription fill date
 - Estimated day supply
 - Prescription number
 - Prescriber DEA number
 - Dispenser DEA number
- Accuracy in reporting is extremely important, as MAPS is a tool used by health professionals, law enforcement and regulatory agencies, and benefit plan managers
 - Ex: Correct prescriber DEA number of who issued prescription



Controlled Substance Prescriptions Filled in Michigan by Year

	Total CS prescriptions dispensed	% change from previous year
2007	17,007,858	
2008	17,400,640	2.31%
2009	17,876,684	2.74%
2010	18,954,172	6.03%
2011	19,763,680	4.27%
2012	20,991,020	6.21%
2013	20,728,216	-1.25%
2014	20,904,764	0.85%
2015	21,472,326	2.71%
2016	21,092,674	-1.77%
2017	19,943,203	-5.45%
2018	17,647,424	-11.51%



CUSTOMER DRIVEN. BUSINESS MINDED.

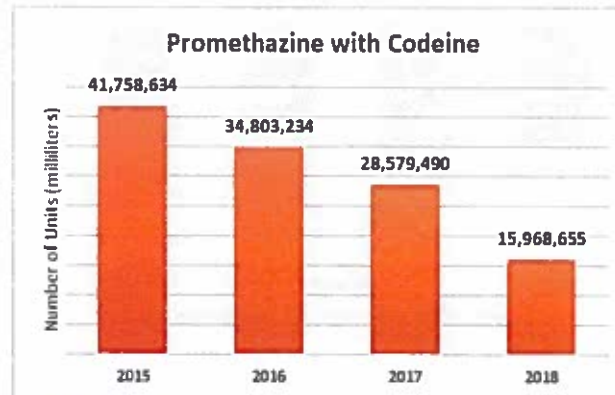
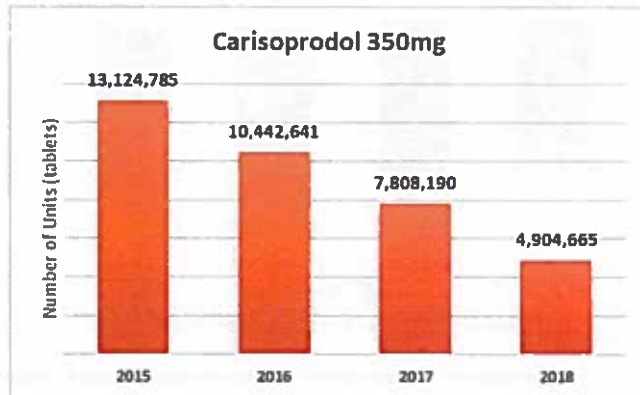
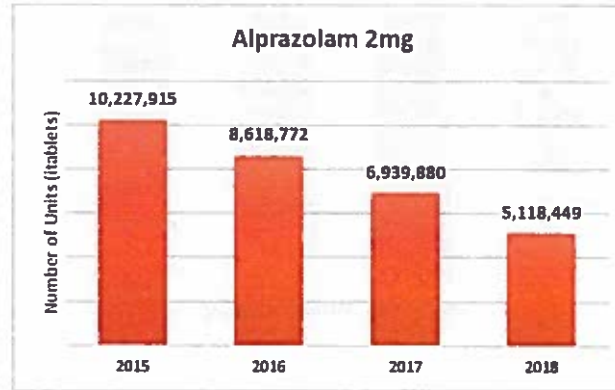
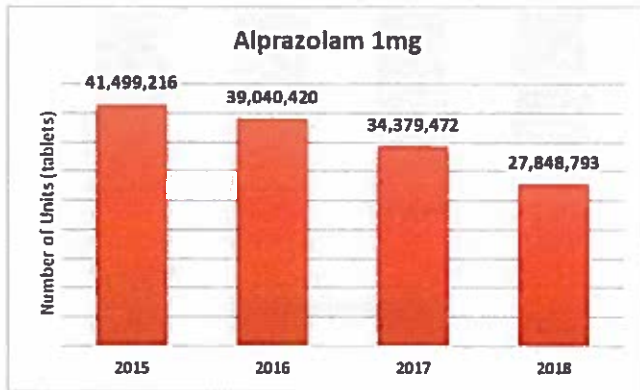
Opioid Prescriptions Filled in Michigan by Year

	Total Opioid Prescriptions Dispensed	% Change from Previous Year
2018	8,222,821	-14.97%
2017	9,670,789	-7.96%
2016	10,507,059	-3.01%
2015	10,833,681	5.17%
2014	10,301,142	3.84%
2013	9,920,288	

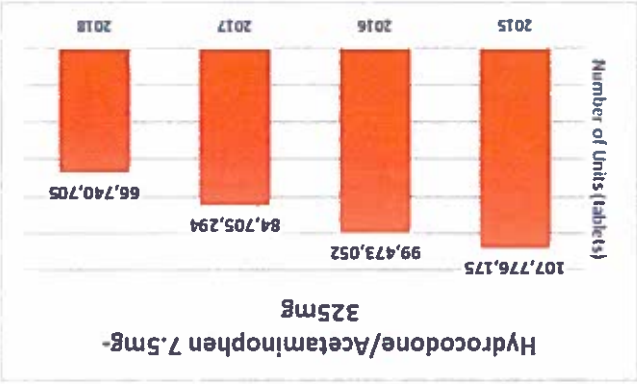
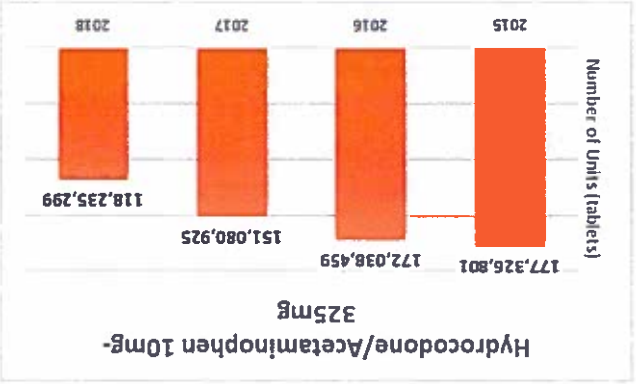
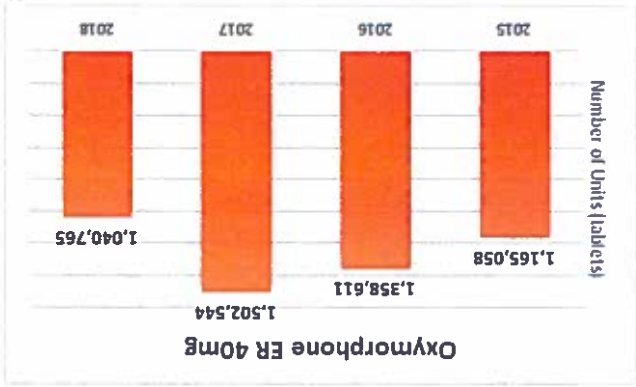


CUSTOMER DRIVEN. BUSINESS MINDED.

Commonly Abused Controlled Substances Filled in Michigan



CUSTOMER DRIVEN. BUSINESS MINDED.



Commonly Abused Controlled Substances Filled in Michigan (cont.)

Commonly Abused Controlled Substances Filled in Michigan (Summary)

	Alprazolam 1 mg	Alprazolam 2 mg	Carisoprodol 350 mg	Promethazine with Codeine
2015	41,499,216	10,227,915	13,124,785	41,758,634
2016	39,040,420	8,618,772	10,442,641	34,803,234
2017	34,379,472	6,939,880	7,808,190	28,579,490
2018	27,848,793	5,118,449	4,904,665	15,968,655
% Change from 2015 to 2016	-5.92%	-15.73%	-20.44%	-16.66%
% Change from 2016 to 2017	-11.94%	-19.48%	-25.23%	-17.88%
% Change from 2017 to 2018	-19.00%	-26.25%	-37.19%	-44.13%

	Hydrocodone 7.5 mg	Hydrocodone 10 mg	Oxycodone 30 mg	Oxymorphone 40 mg
2015	107,776,175	177,326,801	16,666,622	1,165,058
2016	99,473,052	172,038,459	14,859,323	1,358,611
2017	84,705,294	151,080,925	12,306,723	1,502,544
2018	66,740,705	118,235,299	9,455,736	1,040,765
% Change from 2015 to 2016	-7.70%	-2.98%	-10.84%	16.61%
% Change from 2016 to 2017	-14.85%	-12.18%	-17.18%	10.59%
% Change from 2017 to 2018	-21.21%	-21.74%	-23.17%	-30.73%

The numbers in these tables are drug totals dispensed by number of units (e.g. number of tablets, milliliters, etc.)



CUSTOMER DRIVEN. BUSINESS MINDED.

MAPS Replacement Project

- MAPS replaced with new system software
 - Vendor: Appriss Health's PMP AWAARXE
- Project started in October 2016
 - Completed on time and under budget
- Successfully launched and implemented on April 4, 2017
- All users of the old system are required to create a new account with MAPS through the PMP AWAARXE software
- Continue to seek feedback from Stakeholders



MAPS and Appriss Health Projects Projects

Project Title	Project Completion Date
PMP AWAxE Launch	4/4/2017
CDC Indicators	7/12/2017
Licensing Integration Phase 2	7/12/2017
Prescriber Report Cards	8/9/2017
Advanced Analytics (Tableau)	11/17/2017
NarxCare Launched within AWAxE	12/4/2017
Advanced Overdose Risk Analytics (Statewide Opioid Assessment)	2/6/2018
NarxCare Training Guides	5/2/2018
NarxCare Outcomes Study	12/31/2018
Gabapentin Reporting	1/23/2019



CUSTOMER DRIVEN. BUSINESS MINDED.

MAPS Update

- Successfully launched Appriss Health's PMP AWARDXE on April 4, 2017
 - \$1M - \$2M Project estimate, Completed at \$570K
- Added Appriss Health's NarxCare report to MAPS on December 4, 2017
- Response times average 0.4-0.8 seconds
- Registered Users:

	As of 4/4/17	As of 3/17/19	Increase
Prescribers	9,156	43,976	34,820
Dispensers (Pharmacists)	3,994	8,187	4,193
Delegate Users	1,096	18,512	17,416



MAPS – NarxCare Report



CUSTOMER DRIVEN. BUSINESS MINDED.

MAPS – NarxCare Report (cont.)

What You Need to Know
 WILLIAMSON COUNTY HEALTH SERVICES
 1000 N. STATE ST. SUITE 100
 MARIETTA, OH 45750
 (614) 425-1234

On-site and Chronic Pain
 PATIENTS WITH CHRONIC PAIN
 SHOULD BE MONITORED FOR
 SIGNS OF MISUSE.

Pregnancy and Opioids
 PATIENTS TAKING OPIOIDS
 SHOULD BE MONITORED FOR
 SIGNS OF MISUSE.

Providers Total Providers: 15

Name	Address	City	State	Zip	DEA
Pharmacia, Bucka	4327 Pleasant Crossing	The Plains	OH	43082-6811	234823
Pharmacia, Bucka	7175 Coney Island Blvd	Anderson Ferry	OH	43022-1208	234843
Pharmacia, Bucka	2023 Snowflake Court	Maple Heights	OH	43052-3073	234843
Pharmacia, Bucka	4783 Exchange Plaza Pharmacy	Agree Center	OH	45777-6508	234857
Pharmacia, Bucka	8088 Bunting Farm Square	Bayou Thatcher Court	OH	45282-9757	234851
Pharmacia, Bucka	6283 Hill Road	Maple Heights	OH	43054-6273	234851
Pharmacia, Bucka	1000 Lumber Pharmacy	Chillicothe	OH	43009-3003	234827
Pharmacia, Bucka	1255 Market Street Pharmacy	Vienna Crossing	OH	45393-1108	234845
Pharmacia, Bucka	2213 Coney Road	Maple Heights	OH	43029-5927	234844
Pharmacia, Bucka	7809 South Victory Road	Fort Jennings	OH	44179-2427	234859
Pharmacia, Bucka	6087 Phoenix Pharmacy Limited	East Chatham	OH	43221-4311	234848
Pharmacia, Bucka	9188 Dayton Plaza Crossing	Bellevue	OH	45279-8888	234840
Pharmacia, Bucka	1487 Liberty Lane Pharmacy	West Athens	OH	43729-3731	234840
Pharmacia, Bucka	1623 Shady Edge	Chillicothe	OH	44749-4323	234846
Pharmacia, Bucka	5922 Stone Elm Road	Shawnee Crossing Area	OH	44282-5091	234842

Total Pharmacies: 6

Resources [Pharmacy Enrollment](#) [Advisory Williams](#)

Williams, Jeffrey **Age 33A** **Date 7/17/2017** **MAPS REPORT** **RESOURCES**

Access to Treatment
 Agency and the 20 providers has 7 providers for this patient.
 This patient's zip code is pre-populated if available.
 Have suggestions? [Click here](#)

Step 1 Enter the ZIP code to create the search group:

Step 2 Check selected and print form:

Educational Resources
 Click the resource below and you have information here:

Additional Resources

Step 1 Enter the ZIP code to create the search group:

Step 2 Check selected and print form:

Educational Resources
 Click the resource below and you have information here:

Additional Resources

Step 1 Enter the ZIP code to create the search group:

Step 2 Check selected and print form:

Educational Resources
 Click the resource below and you have information here:

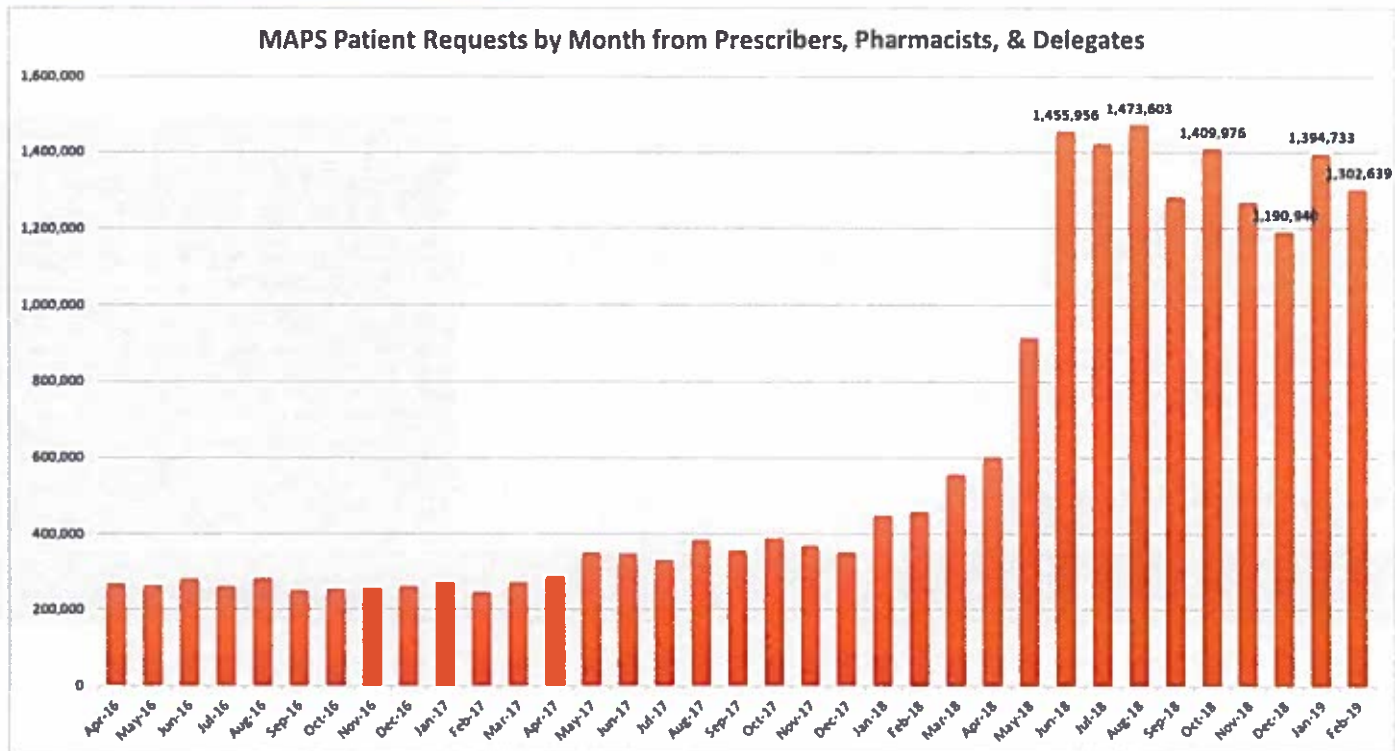
Additional Resources

CUSTOMER DRIVEN. BUSINESS MINDED.



August 2017 11:43 AM EDT

MAPS – Patient Requests



**Note: Includes online requests and integration requests from MAPS (Michigan) registered users*



CUSTOMER DRIVEN. BUSINESS MINDED.

Integrations as of February 2019

MAPS Integrations		
	In-Production	Pending Production (in-discussion, received request, or in-testing)
Health System	22	15
Hospital	5	7
Physician Offices	94	319
Number of Pharmacies	22	15
Total	143	356
Total Number of Healthcare Professionals	45,428+	10,504+



PMP Interconnect

States Connected

1. Alabama
2. Arizona
3. Colorado
4. Connecticut
5. Florida
6. Idaho
7. Illinois
8. Indiana
9. Kansas
10. Kentucky
11. Maine
12. Military Health System (DOD)
13. Minnesota
14. Mississippi
15. Montana
16. Nevada
17. New Mexico
18. New York
19. North Carolina
20. North Dakota
21. Ohio
22. Rhode Island
23. South Carolina
24. South Dakota
25. Tennessee
26. Virginia
27. West Virginia
28. Wisconsin

States Pending Connection

1. Iowa
2. Puerto Rico
3. Washington, D.C.



CUSTOMER DRIVEN. BUSINESS MINDED.

CUSTOMER DRIVEN. BUSINESS MINDED.



Thank You!

Questions?